

1-070SL Compression Latch SNAP-LINE

Tool-less assembly, Hand or tool operable

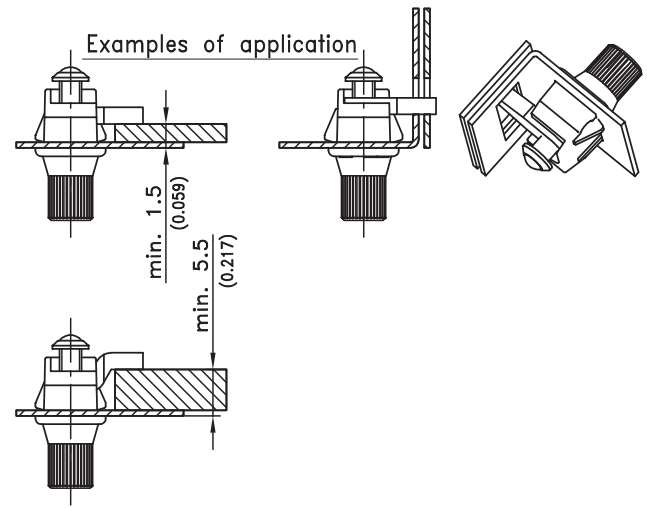
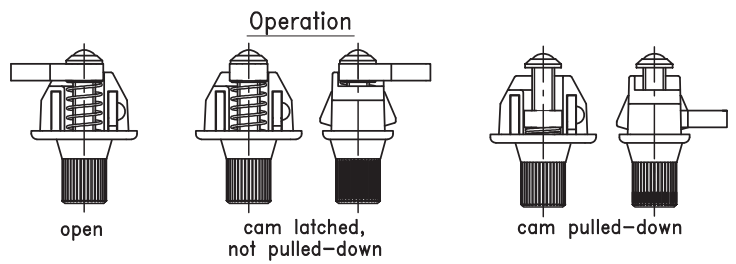
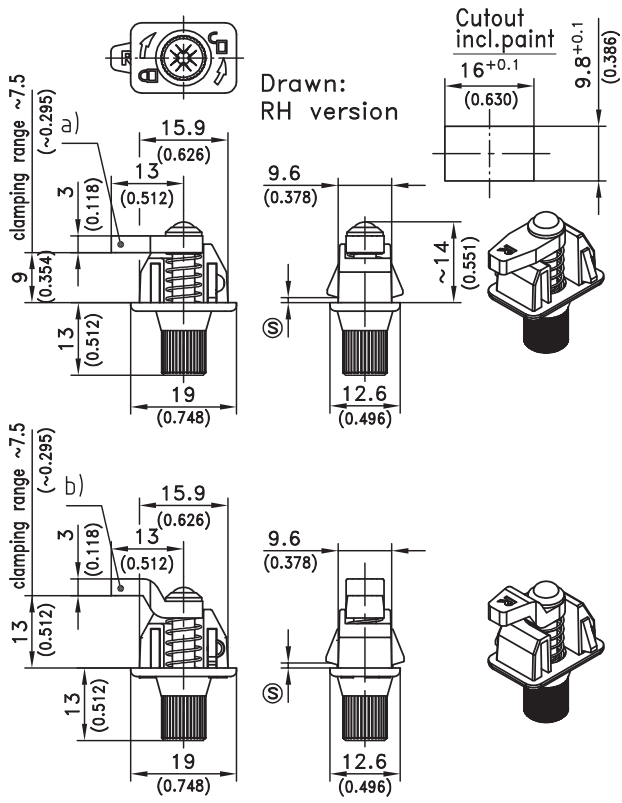


Product Notes:

- Compression to 7.5mm
- To latch and compress:
RH version turn clockwise
LH version turn counter-clockwise
Direction of opening/closing is marked on the housing
- Turn the knob 90° to place the cam in the latched position.
Once latched, continue to turn the knob to compress
- Turn the knob by hand or with phillips screwdriver
- Installs with a simple push into the cutout

Material:

- **Housing:** Zinc Die, Matt Chrome Plated
- **Insert and washer:** Steel, Zinc Plated
- **Spring:** Stainless Steel
- **Straight cam:** Steel, Zinc Plated
- **Cranked cam:** Sintered Metal
- **Wings:** Sintered Steel, Zinc Plated



	Clamping Range [Ⓢ]	RH (as drawn)	LH
a) Mini Compression Latch	0.8 - 1.0	448-9001.00-00810	448-9002.00-00810
	1.1 - 1.3	448-9001.00-01113	448-9002.00-01113
	1.4 - 1.6	448-9001.00-01416	448-9002.00-01416
b) Mini Compression Latch with offset cam	0.8 - 1.0	448-9015.00-00810	448-9016.00-00810
	1.1 - 1.3	448-9015.00-01113	448-9016.00-01113
	1.4 - 1.6	448-9015.00-01416	448-9016.00-01416

Other [Ⓢ]- dimension on request